

CLIENT:

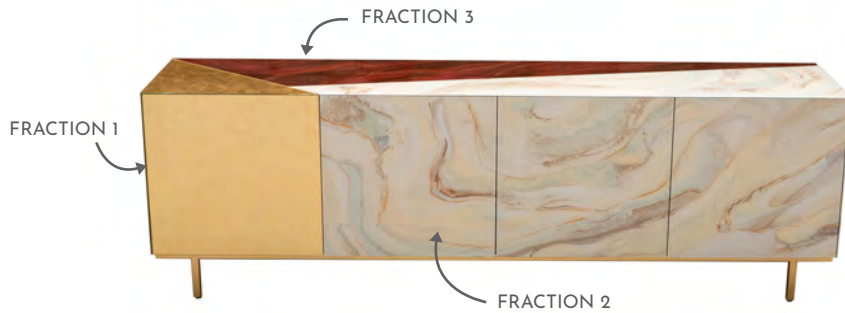
PO# :

DATE:

CUSTOM & EXTRAS LIST (Additional cost)

- Special Design Family: Reflexio 'Fractions Collection' US480/MX6810
- Custom Bases: Can be selected within the offered size range (Consider available base options in Standard Order Sheet). US480/MX6810
* Rondell base: Not available with Stainless Steel
- LED Lighting System US1200/MX18000
- Extra Shelf (melamine / lacquered mdf) US75/MX1135
- Glass shelf upgrade in extra clear glass (each) US210/MX2950
- Cable holes (each) US75/MX1135
- Back glass panel US1200/MX17255
- Internal drawer (per unit) US570/MX8175
- Pull-out shelf (per unit) US630/MX9080
- External drawer (per unit) US700/MX9990
- Custom Lacquered Wood Color (only for Vinkel and Capa) US450/MX6600
- Wine-rack in wood section US480/MX6810
- Wine-glass holder US165/MX2270
- Interiors with wood finish US480/MX6810
- Interior back with mirrored glass US570/MX8170
- Door with Aluminum Frame per piece (see all metal colors available & available glass options) US240/MX3405

SPECIAL DESIGN FAMILY REFLEXIO 'FRACTIONS COLLECTION'



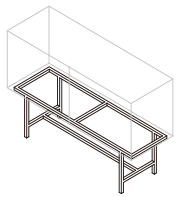
REFLEXIO FRACTIONS COLLECTION

To be selected when ordering:

- FRACTION 1: _____
- FRACTION 2: _____
- FRACTION 3: _____
- MELAMINE: _____
- METAL BASE: _____

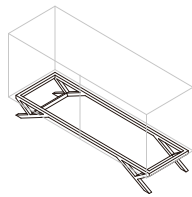
CUSTOM BASES

- Custom heights can be selected within the offered size range shown below (Consider available base options in Standard Order Sheet).



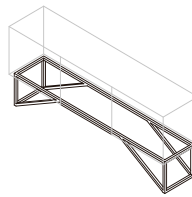
MORANDI
7" - 15"

Selected Height: _____



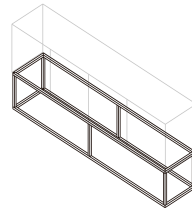
RIALTO
7" - 15"

Selected Height: _____



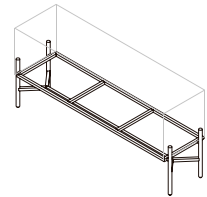
NERON
7" - 15"

Selected Height: _____



CUBICA
7" - 15"

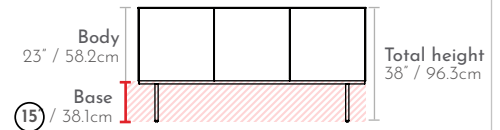
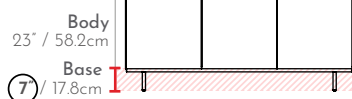
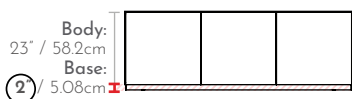
Selected Height: _____



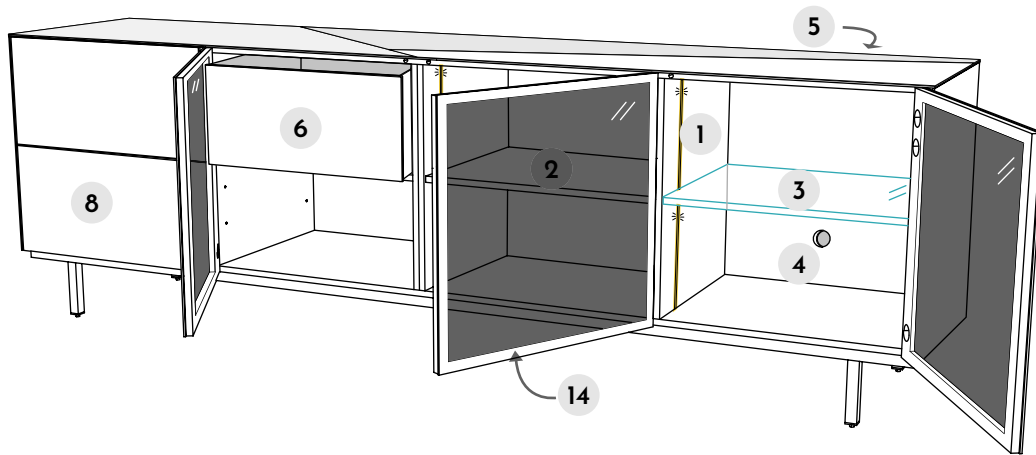
RONDELL *Not available in Stainless Steel
7" - 15"

Selected Height: _____

- Total height will be affected depending on the base selected. Standard body height is 23" / 58.2cm. (See drawings for reference).



EXTRAS



1. LED Lighting System: (is added to all sections on the side walls).

Select activation system:

- Open Door Sensor Remote Control ON-OFF Switch

2. Extra Shelf (Melamine / Lacquered mdf): Please consider our standard pieces include one per section, help us define the section to add shelf or shelves.

3. Glass shelf upgrade in extra clear glass: Consider this selection normally replaces de normal shelves. Please define sections to upgrade to glass shelf.

4. Cable holes: (1.5" / 3.8cm openings). Define position preferably with sketch.

5. Back glass panel: This adds a glass panel on the back for a 360° view of the piece. Define glass finish.

6. Internal drawer: Help us define your preferred position and drawer interior height (Silverware drawer: 3" / 7.5cm interior height, Standard drawer 6" / 15cm interior height)

7. Pull-out shelf: Add a pull-out shelf for easier access and organization. Define position.

8. External drawer: Please note this will replace the door in one section. Minimum two drawers will be needed per section. Please help us define the position of the drawers.

9. Custom lacquered wood color (only for Vinkel and Capa): The wood color can be lacquered in a custom color to give it a personal touch. Define color (Sherwin Williams or Benjamin Moore).

10. Wine-rack in wood section: Detail if there are special specifications and define wood finish.

11. Wine-glass holder: Upgrade your system to store your glasses comfortably and safely. Define desired position.

12. Interiors with wood finish: This upgrade will make all the inside in your preferred wood finish instead of melamine or flat color lacquer that are standard.

13. Interior back with mirrored glass: Enhance the space with a mirrored back panel for a spacious feel and better lighting.

14. Door with Aluminum Frame (See all available metal colors and glass options below*): Upgrade your doors and specify your choice of metal and glass finish.

* METAL COLORS AVAILABLE FOR ALUMINUM FRAME DOORS




Glass available for Aluminum Frames ▶



NEED MORE CUSTOM SPECIFICATIONS?

Please let us know and we will be happy to help you and do our best to meet your requirements. Find a visual reference in the next section of the annex.



1. LED Lighting System



2. Extra Shelf
(Melamine / Lacquered mdf)



3. Glass shelf upgrade
in extra clear glass



4. Cable hole



6. Internal drawer



7. Pull-out shelf



8. External drawer



10. Wine-rack in wood section



11. Wine-glass holder



12. Interiors with wood finish



13. Interior back
with mirrored glass



14. Door with Aluminum Frame
(Consult all available metal colors
and glass options)

